

One Touch W800

Quick Guide









Contents




- Safety and use 2
- 1. Overview 4
 - 1.1 Contents inside this package..... 4
 - 1.2 Getting to Know Your Modem 4
 - 1.3 How to start your modem 5
 - 1.4 LED Indicates 5
 - 1.5 Connect in WiFi mode 6
- 2. Quick Setup 7
- 3. Certification 7



Safety and use

We recommend that you read this chapter carefully before using this device. TCT Mobile disclaims any liability for damage, which may result as a consequence of improper use of this device or of use contrary to the instructions contained herein.

	Do not switch on your device when the device is prohibited or when the device use may cause interference or danger.
	Follow the rules or regulations in hospitals and health care facilities. Switch off your device near medical apparatus.
	Switch off your device in an aircraft. The device may cause interference to control signals of the aircraft.
	Switch off your device near high-precision electronic devices. The device may affect the performance of these devices.
	Do not attempt to disassemble your device or its accessories. Only qualified personnel are allowed to service or repair the device.
	Do not place your device or its accessories in containers with strong electromagnetic field.
	Do not place magnetic storage media near your device. Radiation from the device may erase the information stored on them.
	Do not put your device in a high-temperature place or use it in a place with flammable gas such as a gas station.

	Keep your device and its accessories away from children. Do not allow children to use your device without guidance.
	Use approved chargers only
	Observe the laws or regulations on device use. Respect others' privacy and legal rights when using your device.

Do not allow the modem to be exposed to adverse weather or environmental conditions (moisture, humidity, rain, infiltration of liquids, dust, sea air, etc). The manufacturer's recommended operating temperature range is -10°C to +50°C.



This product meets applicable national SAR limits of 2.0W/kg. The specific maximum

SAR values can be found in the Certification section of this user guide

www.sar-tick.com

1. Overview

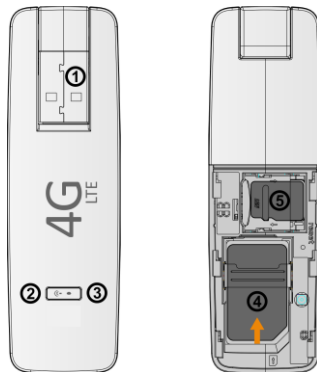
One touch W800 is a portable wireless WiFi dongle, can provide a simple way to share 4G with any WiFi embedded device or PC.

1.1 Contents inside this package

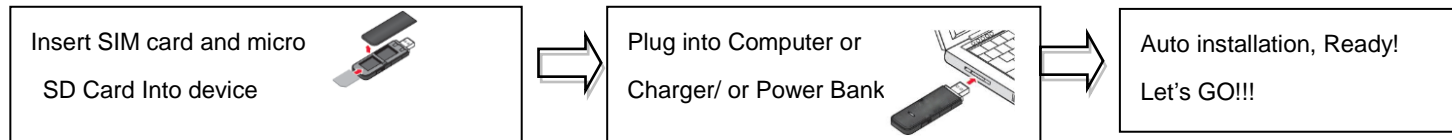
- **One touch W800**
- USB cable
- Quick start guide
- USB charger (Optional)
- Power bank and Micro USB cable (Optional)

1.2 Getting to Know Your Modem

Number	Description
1	USB interface
2	WiFi LED
3	Network LED
4	SIM/USIM Card Slot
5	Micro-SD Card Slot



1.3 How to start your modem



Note: you can get detail using guide information in User Manual. Recommend to use the USB Y cable to ensure the power supply

1.4 LED Indicates

The description for the LED as bellow:

LED TYPE	LED Indicator	Description (state)
Network LED	Lilac Light constant for seconds	Power supply finished
	Orange Light Fast Flashing(5Hz)	Network Searching
	Constant Orange Light	Out of order
	Red Light Slow Flashing (1Hz)	Registering into LTE Network
	Constant Red Light	Registered to LTE Network
	Green Light Slow Flashing (1Hz)	Registering into 3G network

	Constant Green Light	Registered to 3G network
	Blue Light Slow Flashing (1Hz)	Registering into 2G network
	Constant Blue Light	Registered to 2G network
WIFI LED	Constant Blue light	WiFi open
	Blue Light close	WiFi close
	Blue Light Slow Flashing (Continuation 5 s)	Receive SMS

1.5 Connect in WiFi mode

SSID : locate the SSID information on the sticker on the SIM card cover.

WiFi key: last eight digits of IMEI(if have default key).

Step 1: Use the WiFi manager on the WiFi embedded device to select network name (SSID).

- ◆ From a Windows PC: Right-click **Wireless network connection** on the task bar, and select View Available Networks. Choose SSID from the list of available networks.
- ◆ From a Mac computer: Select System Preferences -> Network->Airport. Click “Advanced” to choose SSID from the list of available networks.
- ◆ From an iOS device: Settings->WiFi. Choose SSID from the available Networks.

◆ From an Android device: Settings->Wireless controls->WiFi settings. Choose SSID from the available Networks.

Step 2: Enter the WiFi key when prompted for a security key.

2. Quick Setup

Open the browser, and input the address <http://192.168.1.1> to access the login page.

The main screen will display

Default Login password: **admin**

Login and Click "Quick Setup" to configure the basic settings, include **Admin password, WiFi Setting**

- **Admin password:** Set the password for login
- **WiFi settings:** set the SSID and WiFi key.
SSID: the network name of this device.
WiFi key: password for WiFi connection.

3. Certification

WEEE Approval

The USB-Modem is in compliance with the essential requirements and other relevant provisions of the Waste Electrical and Electronic Equipment Directive 2002/96/EC (WEEE Directive).

RoHs Approval

The USB-Modem is in compliance with the restriction of the use of certain hazardous substances in electrical and electronic equipment Directive 2002/95/EC (RoHs Directive).

Radio Waves

Proof of compliance with international standards (ICNIRP) or with European Directive 1999/5/EC (R&TTE) is required of all modem models before they can be put on the market. The protection of the health and safety for the user and any other person is an essential requirement of these standards or this directive.

THIS DEVICE MEETS INTERNATIONAL GUIDELINES FOR EXPOSURE TO RADIO WAVES.

This device is a radio transmitter and receiver. It is designed not to exceed the limits for exposure to radio waves (radio frequency electromagnetic fields) recommended by international guidelines. The guidelines were developed by an independent scientific organization (ICNIRP) and include a substantial safety margin designed to assure the safety of all persons, regardless of age and health.

The radio wave exposure guidelines use a unit of measurement known as the Specific Absorption Rate, or SAR. The SAR limit for mobile devices is 2 W/kg.

Tests for SAR are conducted using standard operating positions with the device transmitting at its highest certified power level in all tested frequency bands. The highest SAR values under the ICNIRP guidelines for this device model are:

Maximum SAR for this model and conditions under which it was recorded.		
Body-worn SAR	GSM1800	1.076

During use, the actual SAR values for this device are usually well below the values stated above. This is because, for purposes of system efficiency and to minimize interference on the network, the operating power of your mobile device is automatically decreased when full power is not needed for the call. The lower the power output of the device, the lower its SAR value.

Body-worn SAR testing has been carried out at a separation distance of 5mm. To meet RF exposure guidelines during body-worn operation, the device should be positioned at least this distance away from the body. If you are not using an approved accessory ensure that whatever product is used is free of any metal and that it positions the phone the indicated distance away from the body.

The World Health Organization has stated that present scientific information does not indicate the need for any special precautions for the use of mobile devices. They recommend that if you are interested in further reducing your exposure then you can easily do so by limiting your usage or keep the device away from the head and body.

Additional information about electromagnetic fields and public health are available on the following site:
<http://www.who.int/peh-emf>

This device is equipped with a built-in antenna. For optimal operation, you should avoid touching it or degrading it.

For more information you can go to www.alcatelonetouch.com

CE 0700

This equipment is in compliance with the essential requirements and other relevant provisions of Directive 1999/5/EC. The entire copy of the Declaration of Conformity for your telephone can be obtained through our Website: www.alcatelonetouch.com

Address: Room 1910-12A, Tower 3, China HK City, 33 Canton Road, Tsimshatsui, Kowloon, Hong Kong

Alcatel is a trademark of Alcatel-Lucent used under license by TCT Mobile Limited.

All rights reserved © 2013-2014 TCT Mobile Limited.